




SEE-THROUGH FIREPLACE



DUAL FUEL

HIGH EFFICIENCY WOOD & GAS

Fuego Flame's See-Through Fireplace adds a stylish feature to any home while adding a highly efficient source of heat...



Features:

- Heat output up to 50,000 BTU's per hour
- Heats up to 3,000 square feet
- Fingertip damper control
- Damper closes completely when not in use & operates up to 95% closed with little or no heat up the chimney
- No electricity needed..good source of emergency heat
- Natural convection circulates heat up to 250 cfm
- Highest heat output without an electric blower
- Higher heat output than most fireplaces with electric blowers
- Hand welded and fully insulated firebox
- Ceramic glass doors withstand heat up to 1400 °
- Solid heavy 12 gauge steel construction for durability and high temperatures
- 20 Year Limited Warranty

Dual Fuel

Dual fuel and convertible... our See-Through Fireplace can burn wood or can be converted to gas burning. For ease of starting your fire, it can be used easily with a gas starter.

High Efficiency

The key to a Fuego's efficiency lies in the unique design and adjustable damper that provides the proper air-flow without the use of noisy and expensive blowers. With the damper 95% closed, the air flow is controlled to provide ultimate burning conditions reaching heat levels between 900 and 1200 degrees. With the ceramic glass doors closed, this clean wood burning fireplace reduces smoke emissions and helps you save on fuel...You burn less wood, spend less time "fetchin," remove ashes less frequently and pay lower fuel bills.

Natural Convection

With your comfort in mind, our engineers designed the fireplace for optimum operation for the highest heat output without the use of electricity. The Fuego Flame See-Through Fireplace's natural convection design puts the heat in the room where it belongs... while letting you enjoy the flame from two sides.

Zero Clearance

A true zero clearance unit, the Fuego Zero Clearance Fireplace can be installed within a wall or placed on any floor. The fireplaces are surrounded by a convection chamber as well as a fully insulated firebox to keep the outer wall cool, with spacers surrounding the cabinet allowing them to be installed in close proximity to the fireplace framing.

“You will love your Fuego Flame See-Through Fireplace because of its tremendous heat output and large viewing area...one of the largest in the market, a full 32” wide. ”

For additional styling...

The decorative gold accents are 24 karat gold plated to withstand the high heat output.


The "cool to the touch" wood handles come natural so that they can be painted black or stained to match your decor.



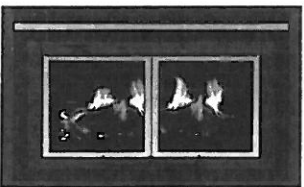
BLACK UNIT



GOLD FRAME UNIT WITH BLACK DOORS



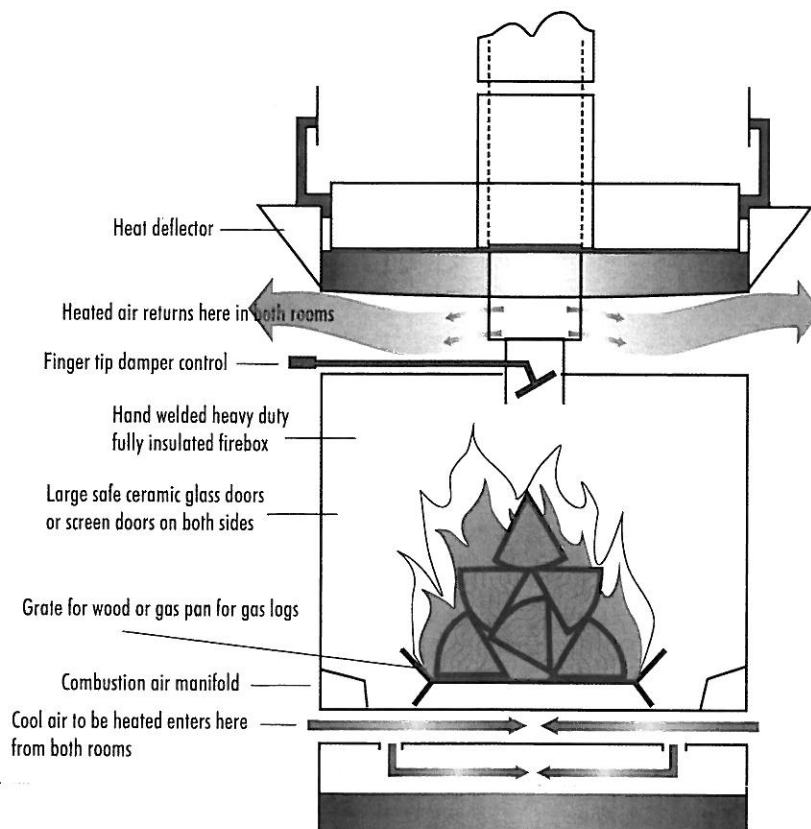
BLACK UNIT WITH GOLD DOORS



BLACK UNIT WITH GOLD DOORS & DECORATIVE GOLD TRIM



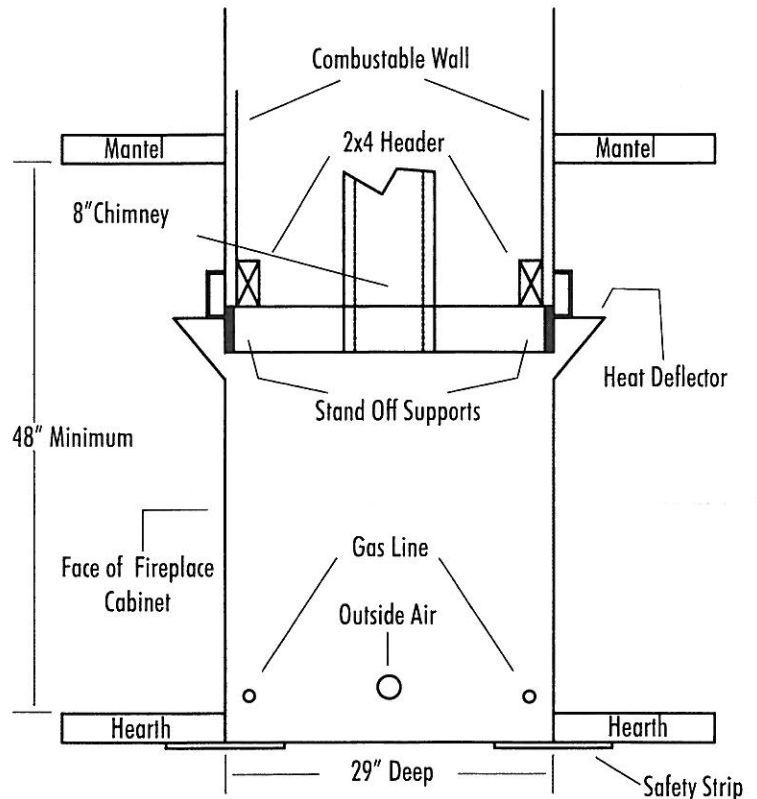
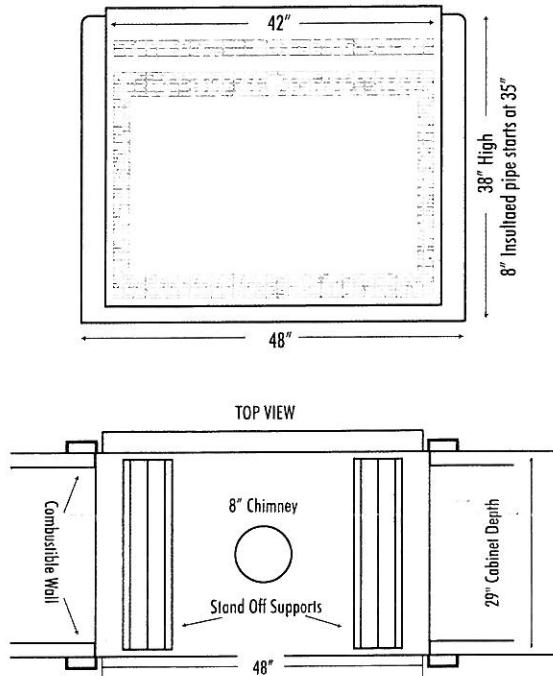
GOLD FRAME UNIT WITH GOLD DOORS



TYPE:	Dual Fuel - Wood or Gas Burning
STYLE:	Zero Clearance See-Through
FRAMING DIMENSION:	48" Wide x 38" High x 29" Deep
CERAMIC GLASS DOORS:	PER DOOR SIZE: 16" Wide x 19" High
CHOOSE:	Grate for wood or Gas Pan for gas logs
INCLUDED:	Removable Temperature gauge
OPTIONAL:	Outside Air Kit Multiple Decorative 24 Karat Gold Plated Trim
FLUE SIZE:	8" (Requires Class A all fuel pipe)
WARRANTY:	20 Years
SHIPPING WEIGHT:	500 lbs.

The Fuego Flame difference...

The Fuego Flame See-Through Fireplace uses only one third the wood compared to conventional fireplaces, provides up to 50,000 BTU's per hour of heat, and returns up to 250 cubic feet per minute of heat through its built-in natural convection system. There is no need for electricity. When its flue is closed up to 95 percent, little or no heat is lost up the chimney. All the heat goes into your room.



Fuego Flame Fireplaces are exempt from EPA Emission requirements.

All Fuego Flame Zero Clearance Fireplaces are tested to ANSI/UL 127 & HUD specifications, approved for use in mobile homes with Fuego Flame Fireplaces' Outside Air Kit. Our Inserts are tested and approved to UL 917 for use in all masonry fireplaces built in accordance with the Uniform Building Code.

Please contact your local building and/or fire officials about restrictions and installation inspection in your geographic area.



Fuego Flame Sales
1600 Bluff Road
Burlington, Iowa 52601
p. 1.800.445.1867
f. 319.752.5538
Email: info@fuego flame.com
www.fuego flame.com

For complete details on Fuego Flame Fireplaces please contact us at...



Fuego Flame Fireplace • 1600 Bluff Road • Burlington, Iowa 52601

INSTALLATION INSTRUCTIONS

FOR FUEGO FLAME SEE-THRU ZERO CLEARANCE

Please read the following instructions completely before installing.

WARNING: Safety Notice—If this fireplace is not properly installed, a house fire may result. For your safety, follow the installation instructions. Contact local building inspector about restrictions and installation inspection in your area.

IMPORTANT: Fuego Flame Fireplaces are tested and listed for installations with any 8 inch U.L. approved factory built class "A" chimney. The use of aluminum type "B" gas vent for solid fuels is unsafe and prohibited by the National Fire Protection Association Code.

Be sure to use the chimney manufacturer's recommended installation instruction for the type of pipe you select, as special methods are used in passing thru the ceiling and roof.

IMPORTANT: The Fuego Flame Zero-Clearance Fireplace is for use with solid fuel only, and the chimney must be vented out-doors.

Fuego Flame Fireplace is not liable for installation, down drafting or negative pressure created by the home.

IMPORTANT: The minimum area covered by the hearth should extend 16 inches in front of the doors and 48 inches wide for "A" size units, and 40 inches wide for "B" size units.

IMPORTANT: The minimum distance between the hearth pad and the mantel must be 48 inches.

IMPORTANT: Refer to label on the inside of the firebox for clearance to combustibles.

IMPORTANT: For further information on using your heater safely, obtain a copy of the NATIONAL FIRE PROTECTION ASSOCIATION PUBLICATION, "Using Coal And Wood Stoves Safely", NFPA #HS-8-1974. The address is:

Batterymarch Park
Quincy, MA 02269

LISTINGS—CONAM Inspection/Arnold Green Testing Laboratories Div. STL002 Natick, Massachusetts 01760 (Tested 9/02 to ANSI / UL 127 & HUD specifications. Approved for use in mobile homes with Fuego Flame Outside Air Kit.)

Exempt from EPA Emission Requirements.

STEP 1. Remove Fuego Flame Fireplace zero-clearance fireplace and parts from the cardboard shipping container. You should have the following items:

- Fuego Flame Zero Clearance Fireplace
- Safety Strips (2)
- Grate
- Two Sets of Ceramic Glass Doors
- Temperature Gauge
- Can of Touch-Up Paint

STEP 2. Determine which side you want the controlled side of the fireplace facing. This is the side that controls the output of the heat using the damper control.

STEP 3. INSTALLING FUEGO FLAME ZERO-CLEARANCE FIREPLACE

The Fuego Flame Fireplace can be placed with no clearance to combustible materials on the bottom, sides, and top of stand-offs. The base must be flat, hard and have sufficient area to support the entire fireplace uniformly.

NOTE: Be sure that the faces of the fireplace cabinet are plumbed level.

NOTE: If a **combustible wall facing** is to be used, keep the facing flush with the face of the fireplace cabinet and use ceramic tile, brick, marble or the optional metal decorative surround to finish from the decorative screening to the wall facing.

NOTE: If a **non-combustible wall facing** is to be used, it may cover the cabinet up to the decorative screen.

NOTE: All combustible materials must be kept flush with fireplace cabinet. **Do not** put combustible material on top of heat deflectors.

IMPORTANT: UNDER NO CIRCUMSTANCES IS ANY OF THE DECORATIVE SCREENS TO BE BLOCKED ON THE BOTTOM, SIDES OR TOP.

NOTE: Use metal safety strips under bottom fronts of fireplace cabinet.

NOTE: See detailed illustration and also refer to tag on inside of firebox for other minimum clearances to combustibles.

STEP 4: INSTALLING CHIMNEY

Refer to chimney manufacturer's installation instructions for proper clearance and termination.

Step 5: FINISHING INSTALLATION:

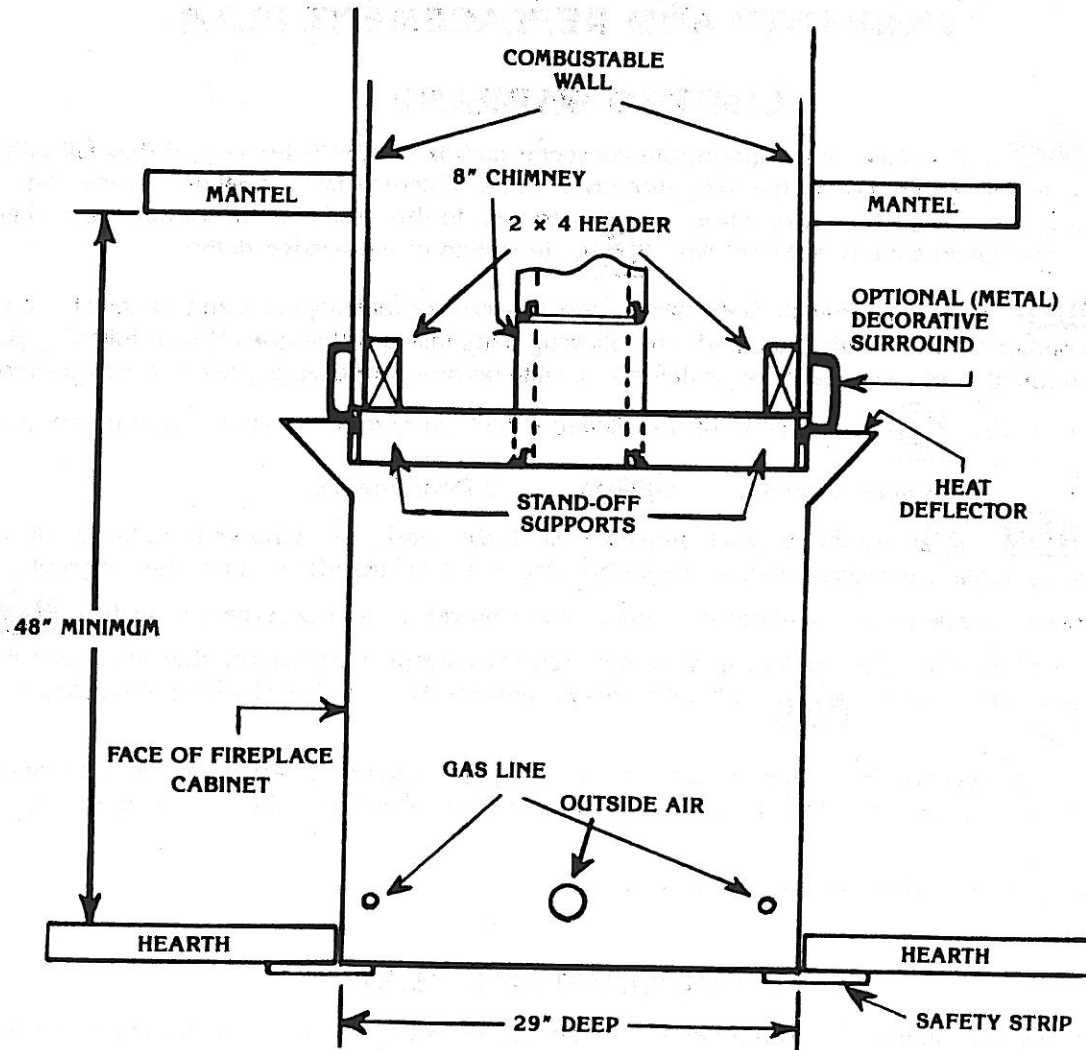
- 5A. Position grate in center of firebox.
- 5B. Install doors by putting the longest pin into the upper hole of the firebox frame. This will allow the short lower pin to drop into the lower firebox hole.

NOTE: The set of doors with the ½" wide tabs at the top of the door frames are to be used on the side that does not have the damper control. If doors need to be adjusted, the pins can be bent slightly.

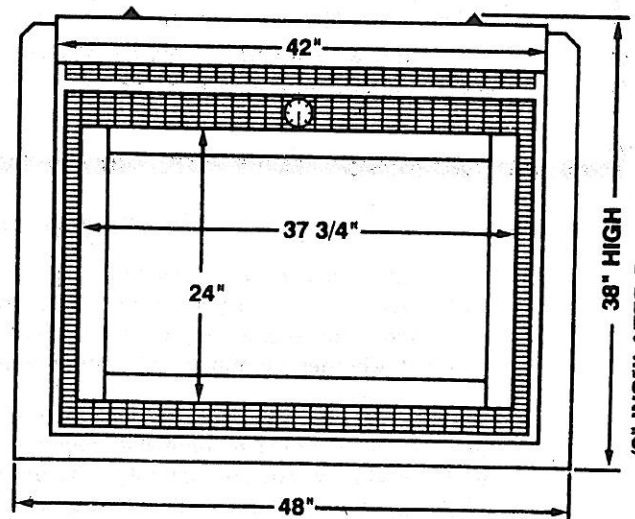
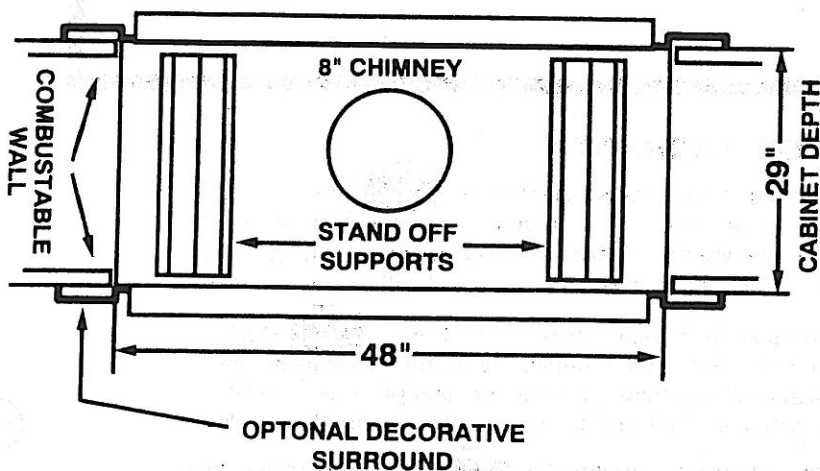
- 5C. Install temperature gauge in center of top screening.

STEP 6: Refer to owner's manual for operation instructions.

DETAILED ILLUSTRATION



TOP VIEW



NOTE: The two pieces of 1x6x48 yellow high temperature insulation board can be used to seal between the sides and top of the fireplace cabinet and the facing material. See thru actual dimensions are 48" wide x 29" deep x 38" tall. Heat deflector tip to opposite side heat deflector tip is 35" deep. See-thru fireplace is designed to go thru a 36" door opening.

20 YEAR WARRANTY AND REPLACEMENT PLAN

LIMITED WARRANTY

1. Fuego Flame will replace (at its option) the convector firebox, and/or its housing, if they fail within twenty (20) years following the purchase to function properly because of defects in material or workmanship, at its expense, including all costs or labor, subject, however, to the conditions of warranty described provided the purchaser promptly notifies Fuego Flame in writing of the alleged defect.
2. Fuego Flame will, at its expense f.o.b. factory, repair or replace (at its option), and subject, however to the conditions of warranty described, the following parts failing within one (1) year following purchase to function properly because of defects of material or workmanship, provided the purchaser promptly notifies Fuego Flame in writing of the alleged defect and promptly returns such part or parts to the place of purchase:
 - a. Damper Assembly
 - b. Door Frame
3. Fuego Flame will, at its expense, excluding the cost of labor and subject, however to the conditions of warranty, replace the glass used in the firebox doors, if it breaks within ninety (90) days of purchase, because of defects in the material or workmanship, provided purchase promptly notifies Fuego Flame in writing of such failure to function and promptly returns any broken portions of glass as are available to the place of purchase. Fuego Flame will not be responsible for the cost of the labor in the replacement of such glass.

The warranties described in the preceding three paragraphs shall be in lieu of any other warranties, expressed or implied, and all warranties of every nature shall be limited to the periods of time therein stated.

Contact place of purchase for warranty service.

REPLACEMENT PLAN

Upon the expiration of the warranties set out above, and for ten (10) years following their expiration, Fuego Flame will furnish replacement parts at the then current minimum list price. Parts shall be sent to purchaser, postage due, f.o.b factory.

This warranty gives you specific legal rights. You also have implied warranty rights. In the event of a problem with warranty service or performance you may be able to go to a small claims court, a state court or federal district court.

CONDITIONS OF WARRANTY

The warranties contained shall not apply if, upon examination to the satisfaction of Fuego Flame, the convector firebox and/or its housing set out in paragraph 1, or the parts set out in paragraph 2, or the glass set out in paragraph 3, fail to operate properly or break, because of improper installation, misuse, abuse, negligence or accident, whether intentional or unintentional or where the product has been tampered with or altered in any way, nor shall the factory be responsible for any consequential damages arising there from. Fuego Flame shall not be responsible for consequential damages arising out of the use of the product. The warranties shall not apply to the product or any component of the product which has been moved from its original place of installation. The warranties are in lieu of all other warranties expressed or implied, and all other obligations or other liabilities on the part of Fuego Flame. No person or representative is authorized to assume for Fuego Flame any other obligations or liabilities in connection with sale of the product.