

**Measuring Instructions:**

**\* All measurements must be Fireplace Opening!**

1. Decide whether fireplace enclosure will need to be **Overlap Mount** or **Inside Fit**.

**A. Overlap Mount:** Most brick, marble, tile or any other smooth surface fireplaces, will allow a standard overlap mount. If an overlap mount is used on an uneven surface, two steps are needed to insure a good fit:

a. Ask for **Maximum Overlap**. This will help cover any gaps caused by irregular stone.

b. Ask for **Return Flanges**. These will go inside the opening and will also help to seal gaps. These will also give the installer something to pack mortar or insulation against.

**B. Inside Fit:** Fireplaces that have irregular facing; field stone, river rock, or any other uneven surface, may require an inside fit, in which the fireplace enclosure will be mounted inside the opening.

2. Measure the fireplace opening and fill in the correct diagram.

**Important:** When measuring the height, **always** make note of the lowest **and** highest point.

*Example: If the lintel bar is lower than the brick, it is very important to inform Stoll of this. This will affect whether the fireplace door will mount correctly.*

3. Is the lintel lower than the fireplace face?

No  Yes

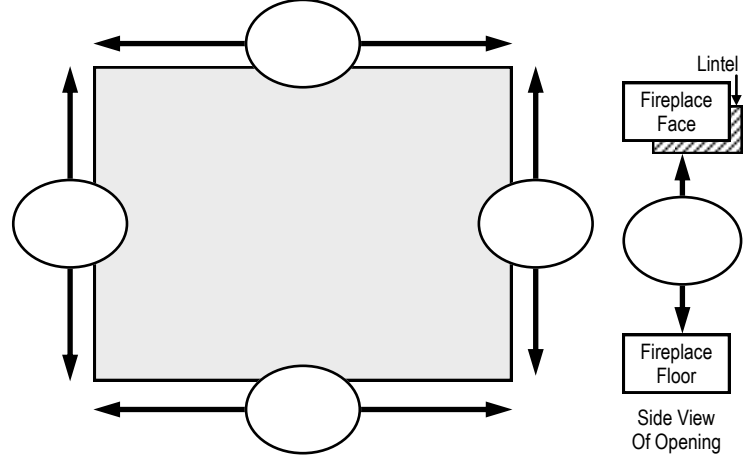
If yes, specify difference: \_\_\_\_\_

4. Is the hearth higher or lower than the fireplace floor?

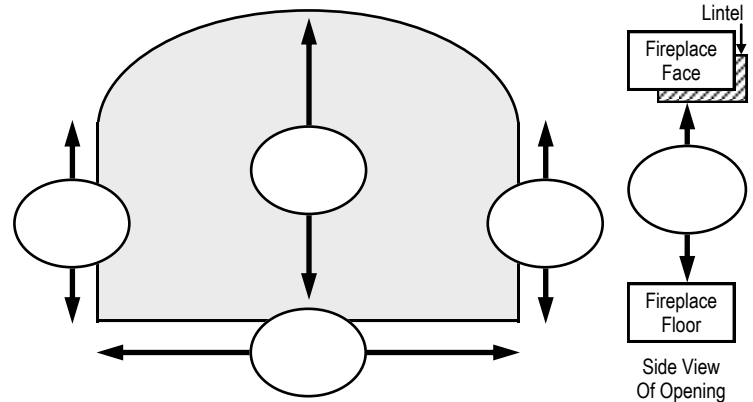
Same  Higher  Lower

If higher or lower, specify difference: \_\_\_\_\_

**Rectangular Opening:**



**Arch Opening: (Use this diagram or a template)**



**Corner Fireplace:**

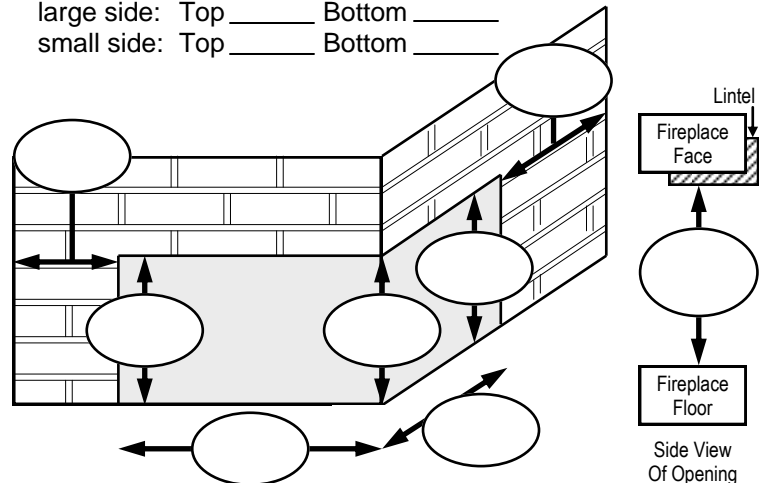
Facing the large side, where is the corner?  Right  Left

Diameter of support pipe/tube: \_\_\_\_\_

Distance from support pipe/tube to front edge of face:

large side: Top \_\_\_\_\_ Bottom \_\_\_\_\_

small side: Top \_\_\_\_\_ Bottom \_\_\_\_\_



**Additional Notes:**

**Measure Info**

Date: \_\_\_\_\_

Field Tech: \_\_\_\_\_

Phone: \_\_\_\_\_

**Customer Info**

PO #: \_\_\_\_\_

Name: \_\_\_\_\_

Phone: \_\_\_\_\_

**Dealer Info**

Dealer Name: \_\_\_\_\_

Address: \_\_\_\_\_

Salesperson: \_\_\_\_\_ Phone: \_\_\_\_\_