

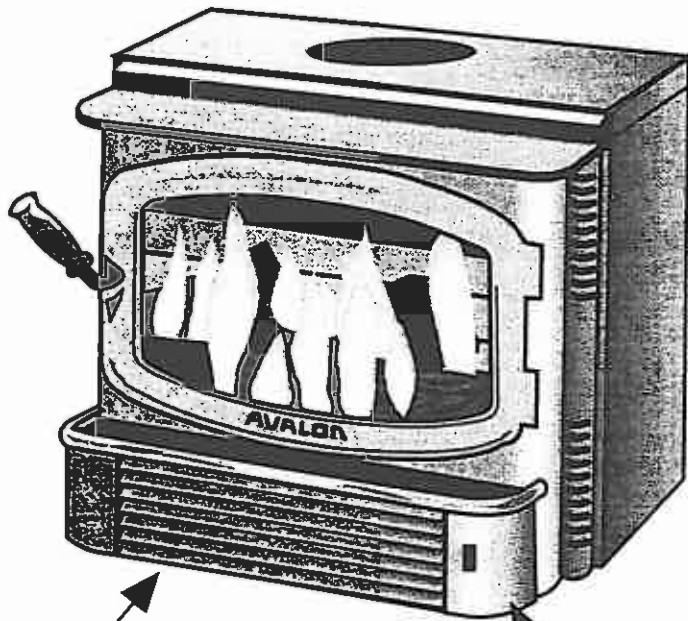
700 Direct Vent Gas Stove & Insert

AVALON™

700 Direct Vent Body

Standard Features

- Converts to 4 units - freestanding on legs or pedestal, Insert for masonry fireplace or zero clearance fireplace*
- Ships as natural gas includes LP conversion kit*
- Tested & approved as furnace (not a decorative appliance)*
- Standing pilot/Piezo igniter*
- Modular burner assembly*
- Adjustable pressure regulator*
- Black door only*
- Five-sided convection chamber*
- 3/16" steel construction*
- Ceramic fiber log set with twigs and embers*
- Large Neoceram viewing glass*
- Uses 6" Simpson DuraVent Direct Vent*
- Brass trimmed ashlip and convection chamber*
- 130 CFM blower standard (variable speed)*
- Alcove & hearth heater approved*
- Steady state efficiency 80% - natural gas & propane*
- BTU input - 38,500 NG, 36,500 LP*



- Door conceals
- 1) Adjustable Pressure Regulator
 - 2) Piezo igniter
 - 3) Fan rheostat

Avalon 700 DV Gas Stove
98700712

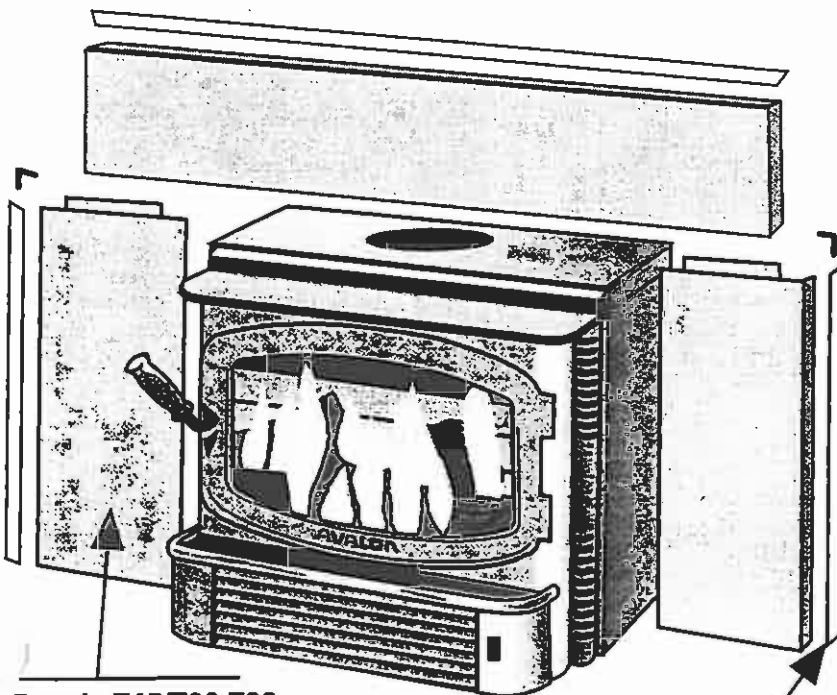
Insert for Masonry or Zero Clearance

Required

- 700 Direct Vent body*
- Panels & Brass Trim 700/745/790*
- choice of 8", 10" and 12" panels*

Optional

- Etched glass*
- Thermostat*
- Remote Control/Remote Thermostat*
- Telescoping legs for raised fireplaces (3 1/2" to 7 1/2")*
- 700 side inlet*



Panels 745/790,700

- 8" 99300259
- 10" 99300260
- 12" 99300261

Panels include
brass trim

Freestanding on Pedestal

Required

700 Direct Vent body


Pedestal, 745/790, 945/990, 700, 900

Optional

Etched glass

Thermostat

Remote Control/Remote Thermostat



Pedestal, 745/790, 945/990, 700, 900
99200109

Freestanding on Legs

Required

700 Direct Vent body


Leg Kit, Black, Cast or Brass

Optional

Etched glass

Thermostat

Remote Control/Remote
Thermostat



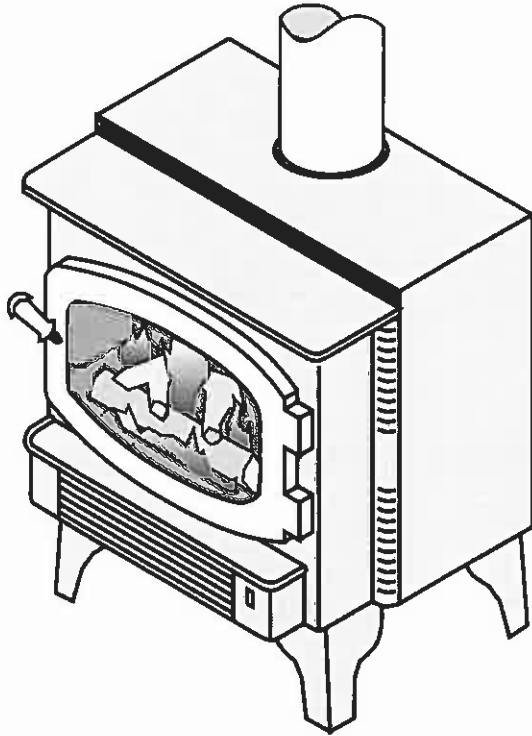
Leg Kits:

Black, 99200100

Brass, 99200500

Cast, 99200800

AVALON™



Direct Vent Heater

- HORIZONTAL or VERTICAL VENT
- FREESTANDING STOVE or INSERT
- MOBILE HOME APPROVED
- CLASS A CHIMNEY RETROFIT



WARNING: Improper installation, adjustment, alteration, service or maintenance can cause injury or property damage. Refer to this manual. For assistance or additional information consult a qualified installer, service agency, or the gas supplier.

- Do not store or use gasoline or other flammable vapors and liquids in the vicinity of this or any other appliance.
- Installation must be performed by a qualified installer, service agency or the gas supplier

IF YOU SMELL GAS

- Do not try to light any appliance.
- Do not touch any electrical switch; do not use any phone in your building.
- Immediately call gas supplier from a neighbor's phone. Follow the gas supplier's instructions.
- If you cannot reach your gas supplier, call the fire department.

AVALON 700 DV

- February, 1997 -

Installer: After installation give this manual to the homeowner and explain operation of this heater.

 **Travis Industries, Inc.**
10850 117th Place N.E. Kirkland, WA 98033