

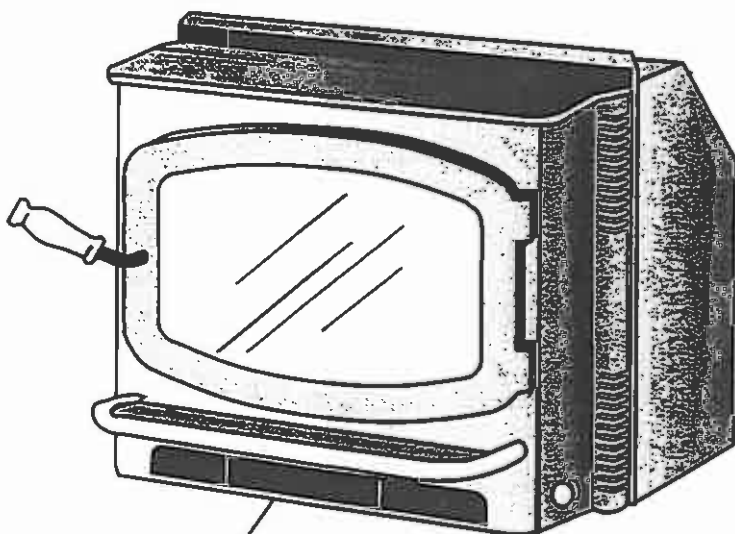
745 (45" Vent) Wood Stove & Insert



745 Body

Standard Features

- Converts to 4 Units- Freestanding on Legs or Pedestal, Insert as Masonry or Zero Clearance
- Non - Catalytic Design
- Black Door ONLY
- Five-Sided Convection Chamber
- Single Air Control
- 3/16" & 1/4" Steel Construction
- Removable Brick Baffle
- Firebrick-lined Fire Box
- 1.3 Cu.ft. Fire Box
- Large Viewing Glass (Installed)
- 6" Flue
- Brass Trimmed Ashlip
- Brass Convection Trim
- 16" Log Capacity
- Mobile Home, Alcove & Hearth Heater Approved
- Includes Firestarter, Touch-up Paint & Brass Polish
- Emissions 3.0 Gr/Hr
- Limited Lifetime Warranty
- Cord Wood BTU/Hr - 64,200



Avalon 745 45" Flue
98700100 Black Door Unit

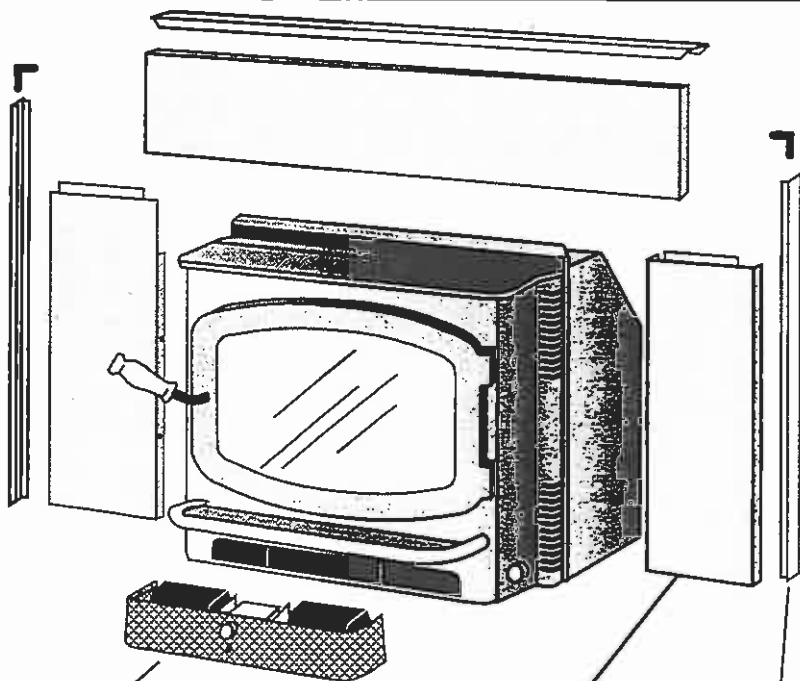
Insert for Masonry or Zero Clearance

Required

- 745 Body
- Panels & Brass Trim 745/790 (Choice of 3 Sizes)

Optional

- Blower, Front 745/790, 945/990, 1190
- Mantle Shield
- Etched Glass
- Telescoping Front Legs For Raised Fireplaces (3 1/2" to 7 1/2')



Blower, Front
745/790, 945/990
99000137

Panels, 745/790, 700
8" 99300259
10" 99300260
12" 99300261

NOTE: Panel trim included with panels

Zero Clearance Requirements

- Direct Connection, 2 ft Starter Section (See Owner's Manual).
- Panels Are Optional.

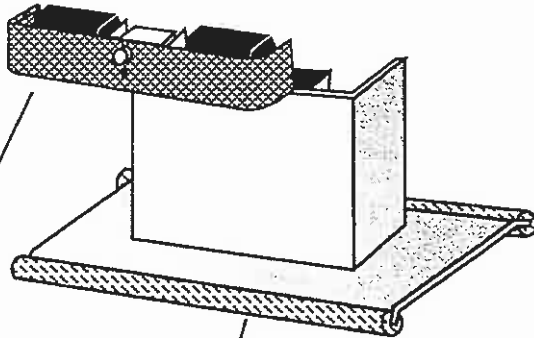
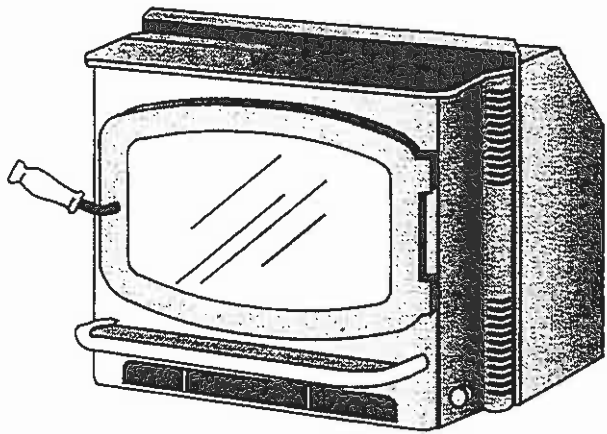
Freestanding on Pedestal

Required

- 745 Body
- Pedestal, 745/790/945/990


Optional

- Blower, Rear 745/790, 945/990, 1190
- Blower, Front 745/790, 945/990
- Etched Glass



Blower, Front
745/790, 945/990
99000137

Pedestal, 745/790, 945/990, 700, 900
99200109



Blower, Rear
745/790, 945/990, 1190
99000138


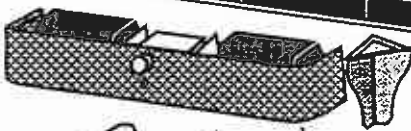

Freestanding on Legs

Required

- 745 Body
- Leg Kit, Black, Brass, Cast

Optional

- Blower, Rear 745/790, 945/990, 1190
- Blower, Front 745/790, 945/990
- Etched Glass
- Outside Air Boot



Leg Kit, Black
99200100
Leg Kit, Brass
99200500
Leg Kit, Cast
99200800

Blower, Front
745/790/945/990
99000137

Blower, Rear
745/790, 945/990, 1190
99000138

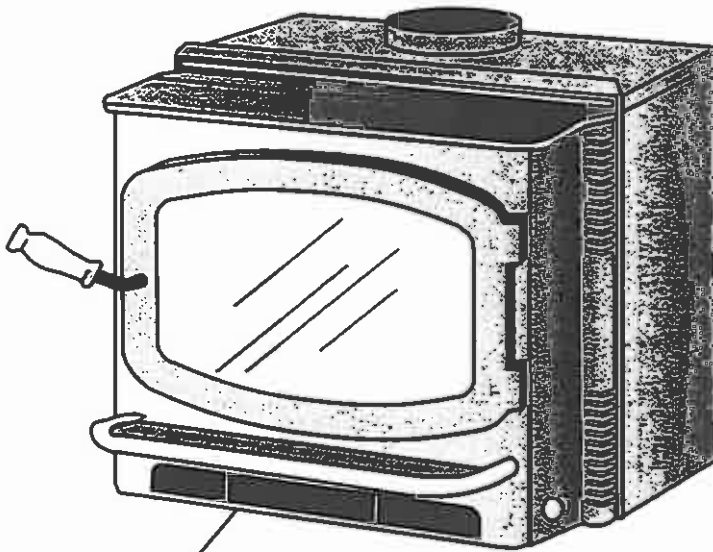
790 (Top Vent) Wood Stove & Insert



790 Body

Standard Features

- Converts to 4 Units- Freestanding on Legs or Pedestal, Insert as masonry or Zero Clearance
- Non - Catalytic Design
- Solid Brass Door or Black Door Models
- Five-Sided Convection Chamber
- Single Air Control
- 3/16" & 1/4" Steel Construction
- Removable Brick Baffle
- Firebrick-lined Fire Box
- 1.3 Cu.ft. Fire Box
- Large Viewing Glass (Installed)
- 6" Flue
- Brass Trimmed Ashlip
- Brass Convection Trim
- 16" Log Capacity
- Mobile Home, Alcove & Hearth Heater Approved
- Includes Firestarter, Touch-up Paint & Brass Polish
- Limited Lifetime Warranty
- Emissions 3.0 Gr/Hr
- Cord Wood BTU/Hr - 64,200



Avalon 790 Top Flue
98700104 Brass Door Unit
98700105 Black Door Unit

Insert for Masonry or Zero Clearance

Required

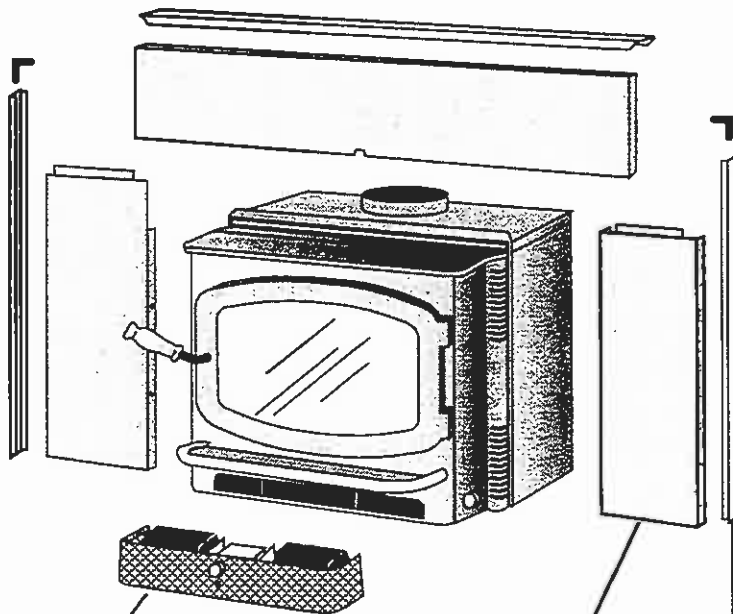
- 790 Body
- Panels & Brass Trim 745/790, 700 (Choice of 3 Sizes)

Optional

- Blower, Front 745/790, 945/990, 1190
- Mantle Shield
- Etched Glass
- Telescoping Front Legs For Raised Fireplaces (3 1/2" to 7 1/2")

Zero Clearance Requirements

- Direct Connection, 2 ft Starter Section (See Owner's Manual).
- Panels Are Optional.



Blower, Front
745/790, 945/990
99000137

Panels, 745/790, 700
8" 99300259
10" 99300260
12" 99300261

NOTE: Panel trim included with panels

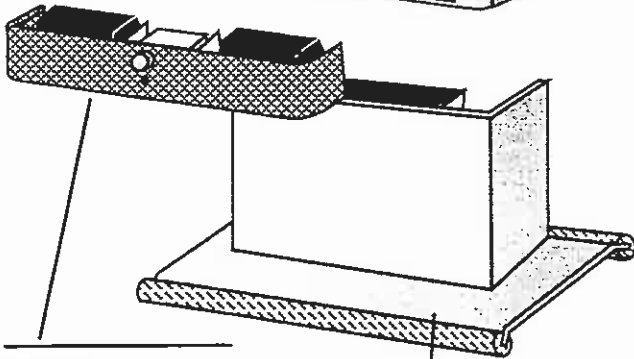
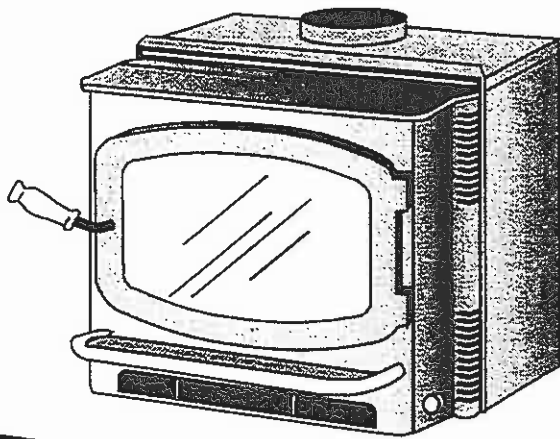
Freestanding on Pedestal

Required

- 790 Body
- Pedestal, 745/790, 945/990, 700, 900

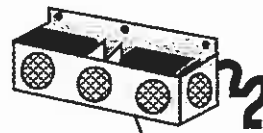
Optional

- Blower, Rear 745/790, 945/990, 1190
- Blower, Front 745/790, 945/990
- Etched Glass



Blower, Front
745/790, 945/990
99000137

Pedestal, 745/790, 945/990, 700, 900
99200109



Blower, Rear
745/790, 945/990, 1190
99000138

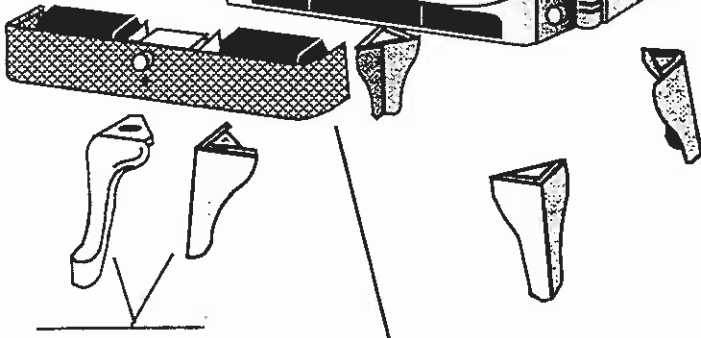

Freestanding on Legs

Required

- 790 Body
- Leg Kit, Black, Brass, Cast


Optional

- Blower, Front 745/790, 945/990
- Blower, Rear 745/790, 945/990, 1190
- Etched Glass
- Outside Air Boot




Leg Kit, Black
99200100
Leg Kit, Brass
99200500
Leg Kit, Cast
99200800

Blower, Front
745/790, 945/990
99000137

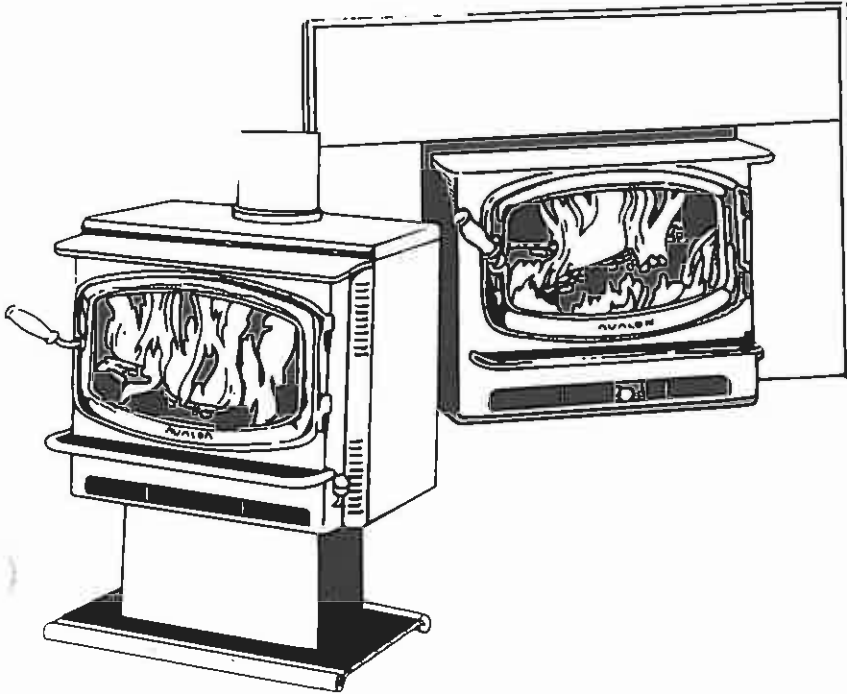


Blower, Rear
745/790, 945/990, 1190
99000138



745/790 Owner's Manual

- May, 1996 -



- Residential Freestanding Stove
- Mobile-Home Freestanding Stove
- Alcove Approved
- Masonry Fireplace Insert
- Zero Clearance (Metal) Fireplace Insert

SAFETY NOTICE:

If this appliance is not properly installed, a house fire may result. For your safety, follow the installation directions. Contact local building or fire officials about restrictions and installation inspection requirements in your area.

745/790 Wood Stove & Insert

 **Travis Industries, Inc.**
10850 117th Place N.E. Kirkland, WA 98033

Warnock Hersey



Listed